

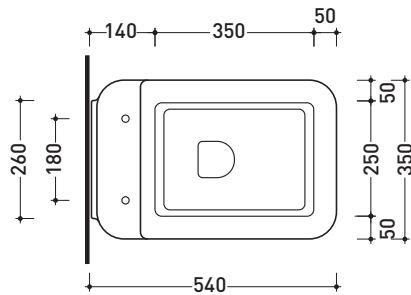
NL118

Vaso sospeso

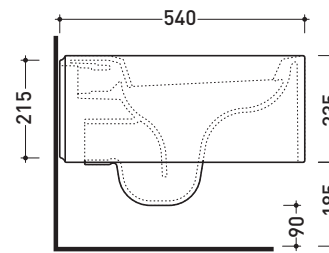
Complementi: **Coprivaso avvolgente in termoindurente (NLCW02)**
Coprivaso avvolgente in termoindurente a discesa rallentata (NLCW03)
 Accessori linea TWO - HOOP - NOKE' - FOLD

Accessori tecnici: **Staffa di fissaggio universale per vasi e bidet sospesi (41/P)**

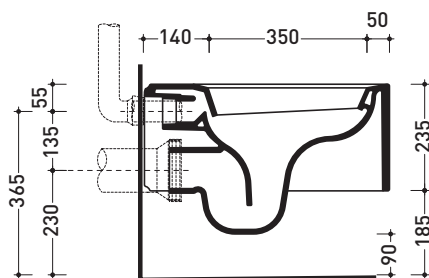
Dim. Imballo | Peso **25 kg** | Pz. Pallet n° **15**



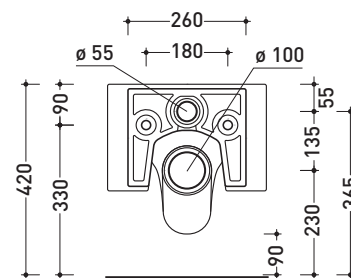
vista zenitale / zenital view



vista laterale / lateral view



sezione longitudinale / section



vista retro / back view

dimensioni in mm

gennaio 2014

CERAMICA: finiture lucide



CERAMICA: finiture opache

