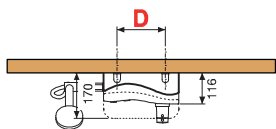
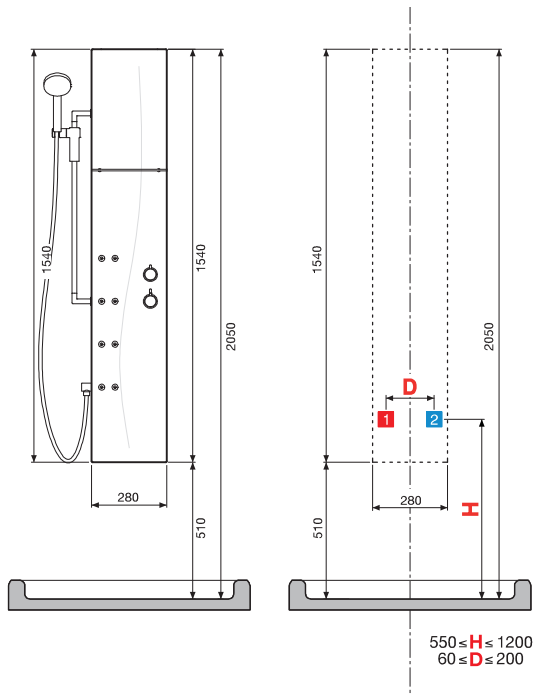




DRESS

COLONNA ATTREZZATA


Installabile a parete



CARATTERISTICHE IDRAULICHE

- Pressione dinamica ottimale 2÷5 bar
- Acqua calda 1/2"
- Acqua fredda 1/2"

OPTIONAL



Poggiapiede

POGPDRE



| Misure (cm) | Codice | Scelta finitura / Prezzo | | | |
|----------------|--------|--------------------------|--------------|--------|------|
| | | 30 | 79 | 29 | 28 |
| | | Bianco lucido | Bianco opaco | Grigio | Nero |



MISCELATORE MECCANICO

| | | | | | |
|-----------------|-----------|--|--|--|--|
| 28 x 17 x H 154 | DRESS2VM- | | | | |
|-----------------|-----------|--|--|--|--|

MISCELATORE TERMOSTATICO

| | | | | | |
|-----------------|-----------|--|--|--|--|
| 28 x 17 x H 154 | DRESS2VT- | | | | |
|-----------------|-----------|--|--|--|--|

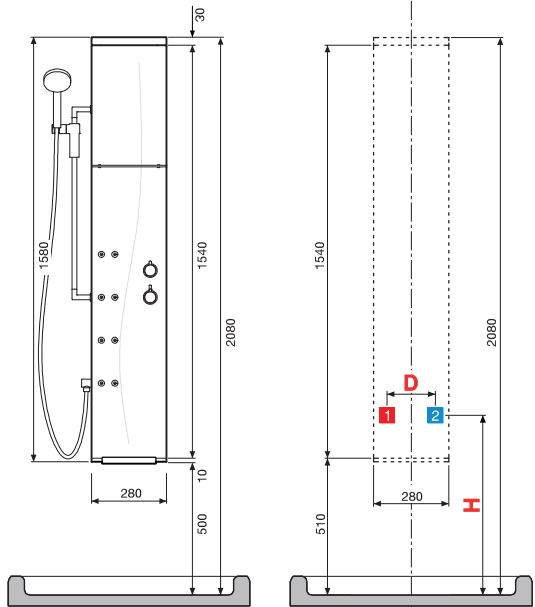
ESEMPIO COMPILAZIONE CODICE:

DRESS2VM-30 = DRESS2VM- + 30

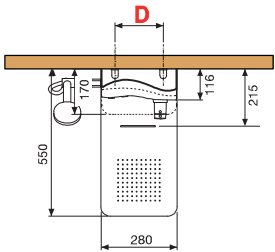
DRESS S

COLONNA ATTREZZATA CON SOFFIONE

Installabile a parete



550 ≤ H ≤ 1200
60 ≤ D ≤ 200



| Misure (cm) | Codice | Scelta finitura / Prezzo | | | |
|-------------|--------|--------------------------|--------------|--------|------|
| | | 30 | 79 | 29 | 28 |
| | | Bianco lucido | Bianco opaco | Grigio | Nero |

MISCELATORE MECCANICO



| | | | | | |
|-----------------|------------|--|--|--|--|
| 28 x 55 x H 158 | DRESS2VMF- | | | | |
|-----------------|------------|--|--|--|--|

MISCELATORE TERMOSTATICO

| | | | | | |
|-----------------|------------|--|--|--|--|
| 28 x 55 x H 158 | DRESS2VTF- | | | | |
|-----------------|------------|--|--|--|--|

ESEMPIO COMPILAZIONE CODICE:

DRESS2VMF-30 = DRESS2VMF- + 30




1 2 Allacci per rubinetteria

CARATTERISTICHE IDRAULICHE

- Pressione dinamica ottimale 2÷5 bar
- Acqua calda 1/2"
- Acqua fredda 1/2"

OPTIONAL



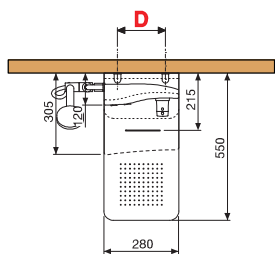
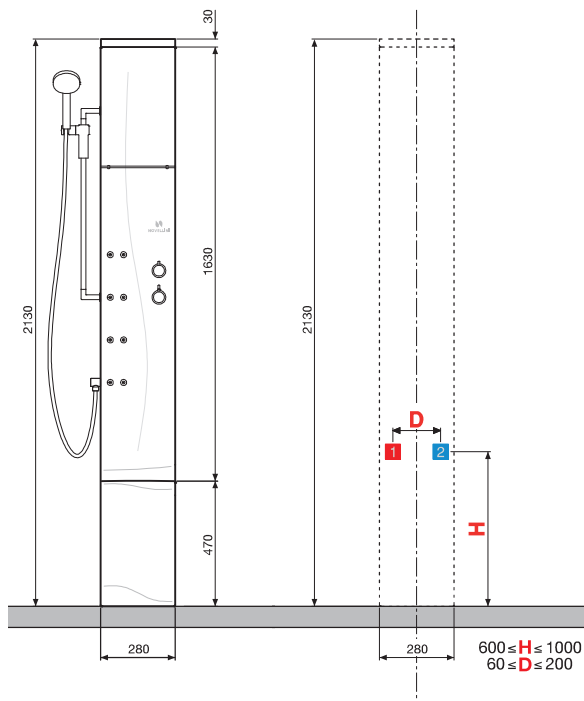
Poggiapiede

POGPDRE

DRESS PLUS

COLONNA ATTREZZATA CON SOFFIONE

Installabile a parete



| Misure (cm) | Codice | Scelta finitura / Prezzo | | | |
|----------------|--------|--------------------------|--------------|--------|------|
| | | 30 | 79 | 29 | 28 |
| | | Bianco lucido | Bianco opaco | Grigio | Nero |

MISCELATORE MECCANICO



| | | | | | |
|-----------------|------------|--|--|--|--|
| 28 x 55 x H 213 | DRESS1VMF- | | | | |
|-----------------|------------|--|--|--|--|

MISCELATORE TERMOSTATICO

| | | | | | |
|-----------------|------------|--|--|--|--|
| 28 x 55 x H 213 | DRESS1VTF- | | | | |
|-----------------|------------|--|--|--|--|

ESEMPIO COMPILAZIONE CODICE:

DRESS1VMF-30 = DRESS1VMF- + 30



1 2 Allacci per rubinetteria

CARATTERISTICHE IDRAULICHE

- Pressione dinamica ottimale 2÷5 bar
- Acqua calda 1/2"
- Acqua fredda 1/2"