

DIVA

design Massimo Farinatti



p. 590



170x70 cm	280 lt
170x75 cm	300 lt
180x80 cm	350 lt
180x100 cm	430 lt
190x90 cm	420 lt

VASCA IDROMASSAGGIO RETTANGOLARE

ALLESTIMENTI



HYDRO AIR

TUTTE LE FUNZIONI E DOTAZIONI (disponibili a seconda dell'allestimento)




 Airpool
16 jets





 Poggiatesta



 Colonna
di scarico



 Tubo di scarico
salvagoccia




Accensione Soft Touch

PANNELLI

LAMINATO



Bianco
lucido




Bianco
morbido


FINITURA LEGNO




Bianco
rigato



Grain



Burlington




Wenge

ACRILICO



Bianco
lucido




Bianco
morbido

OPTIONAL



Mensolina
portaoggetti
bordovasca

R90PODIV



Piano portaoggetti sopravasca

Larghezza	Codice	Prezzo
70 cm	R90VADIV70	
75 cm	R90VADIV75	
80 cm	R90VADIV80	
90 cm	R90VADIV90	



Poggiatesta

POGDIV



Kit piedini regolabili
per vasche ad incasso

PIEDVASCA70
PIEDVASCA75
PIEDVASCA80



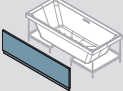
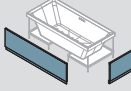
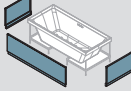
Colonna
rubinetteria
a pavimento

KRUBVAS2-K



DIVA ▲
vasca rettangolare

OPTIONAL - PANNELLI IN ACRILICO

Misure (cm)	1 pannello 	2 pannelli 	3 pannelli 
170 x 70	PAAVFSE170-A PAAVFSE170-U	PAAVFLSE177-A PAAVFLSE177-U	PAAVF2LSE177-A PAAVF2LSE177-U
170 x 75	PAAVFSE170-A PAAVFSE170-U	PAAVFLSE175-A PAAVFLSE175-U	PAAVF2LSE175-A PAAVF2LSE175-U
180 x 80	PAAVFSE180-A PAAVFSE180-U	PAAVFLSE188-A PAAVFLSE188-U	PAAVF2LSE188-A PAAVF2LSE188-U
180 x 100	PAAVFSE180-A PAAVFSE180-U	PAAVFLSE181-A PAAVFLSE181-U	PAAVF2LSE181-A PAAVF2LSE181-U
190 x 90	PAAVFSE190-A PAAVFSE190-U	PAAVFLSE199-A PAAVFLSE199-U	PAAVF2LSE199-A PAAVF2LSE199-U

DIVA

design Massimo Farinatti

VASCA IDROMASSAGGIO ANGOLARE

Caratteristiche	Misure	Codice	Finitura vasca		Scelta struttura / Prezzo					Scelta Pannelli					
			-A	-U	OK	1	2	3	4	Laminato		Finitura legno			
	cm H				senza pannelli	1 pannello	2 pannelli	3 pannelli	4 pannelli	A	U	I	M	N	V
					lucida morbida					bianco lucido	bianco morbido	bianco rigato	grain	burlington	wenge



HYDRO AIR



CON TELAIO	Misure	Codice	-A	-U	Scelta struttura / Prezzo					Scelta Pannelli					
					OK	1	2	3	4	A	U	I	M	N	V
	170 x 70	DIV Y 17070 O 0													
	170 x 75	DIV Y 17075 O 0													
	180 x 80	DIV Y 18080 O 0	-A	-U											
	180 x 100	DIV Y 18010 O 0													
	190 x 90	DIV Y 19090 O 0													

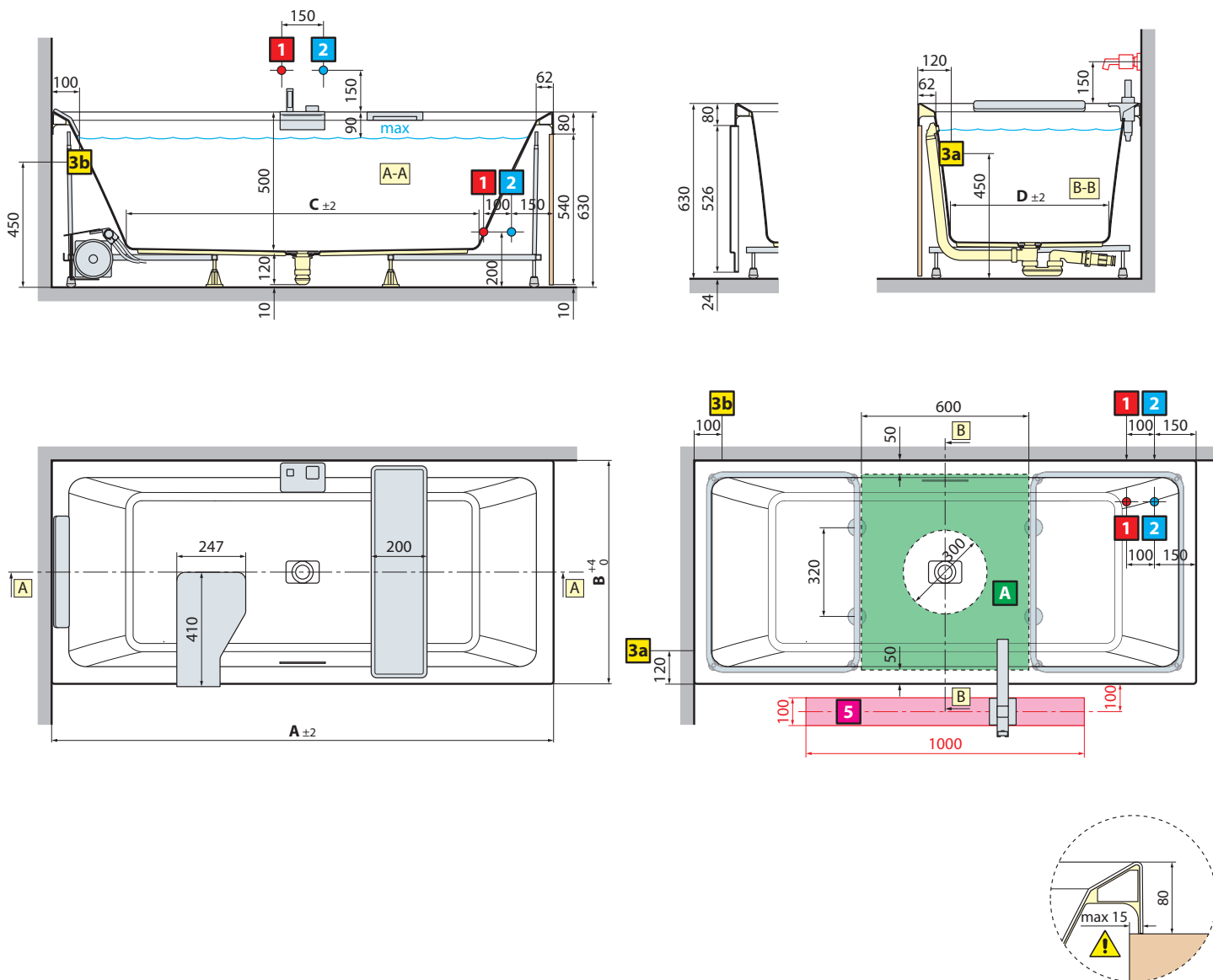


CON TELAIO + RUBINETERIA A BORDO VASCA	Misure	Codice	-A	-U	Scelta struttura / Prezzo					Scelta Pannelli					
					OK	1	2	3	4	A	U	I	M	N	V
	170 x 70	DIV Y 17070 O 2													
	170 x 75	DIV Y 17075 O 2													
	180 x 80	DIV Y 18080 O 2	-A	-U											
	180 x 100	DIV Y 18010 O 2													
	190 x 90	DIV Y 19090 O 2													

ESEMPIO COMPILAZIONE CODICE: SE4E17070T6-A1A = SE4E17070T6 + -A + 1 + A

OPTIONAL - PANNELLI IN ACRILICO

Misure (cm)	1 pannello	2 pannelli	3 pannelli
170 x 70	PAAVFSE170-A PAAVFSE170-U	PAAVFLSE177-A PAAVFLSE177-U	PAAVF2LSE177-A PAAVF2LSE177-U
170 x 75	- -	PAAVFLSE175-A PAAVFLSE175-U	PAAVF2LSE175-A PAAVF2LSE175-U
180 x 80	PAAVFSE180-A PAAVFSE180-U	PAAVFLSE188-A PAAVFLSE188-U	PAAVF2LSE188-A PAAVF2LSE188-U
180 x 100	PAAVFSE180-A PAAVFSE180-U	PAAVFLSE181-A PAAVFLSE181-U	PAAVF2LSE181-A PAAVF2LSE181-U
190 x 90	PAAVFSE190-A PAAVFSE190-U	PAAVFLSE199-A PAAVFLSE199-U	PAAVF2LSE199-A PAAVF2LSE199-U



modello	A	B	C	D
170x70	1700	700	1150	460
170x75	1700	750	1150	510
180x80	1800	800	1250	560
180x100	1800	1000	1250	760
190x90	1900	900	1350	660



ATTENZIONE!
Può essere dannoso ai portatori di pacemakers

Installare a monte dell'apparecchio un interruttore differenziale da 30mA provvisto di interruttore onnipolare con apertura minima dei contatti ≥ 3 mm.

CARATTERISTICHE IDRAULICHE
16 bocchette airpool
Allaccio sifone con raccordo 1 1/2"

CARATTERISTICHE ELETTRICHE
Tensione 220-230 V
Frequenza 50 Hz
Potenza massima assorbita:
airpool 400 W